



National Marine Manufacturers Association

nmma.org

ECONOMIC SIGNIFICANCE OF RECREATIONAL BOATING IN SOUTH CAROLINA



**TOTAL ANNUAL
ECONOMIC IMPACT
OF RECREATIONAL BOATING:**

\$639.3 MILLION

CONGRESSIONAL DISTRICT 1

Number of Recreational Boats*	60,771
Recreational Boating Industry Businesses	216
Total Jobs	5,065
Annual Recreational Boating-Related Spending	\$270.6 MILLION

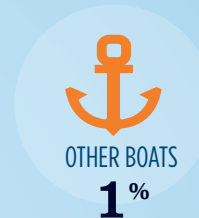

RECREATIONAL BOATS IN SC-1

TOTAL BOATS* ▶ **60,771**

REGISTERED BOATS 60,771

Power boats	53,638
PWCs	4,900
Sailboats	1,560
Other Boats	673

HOUSEHOLDS PER BOAT 4.4

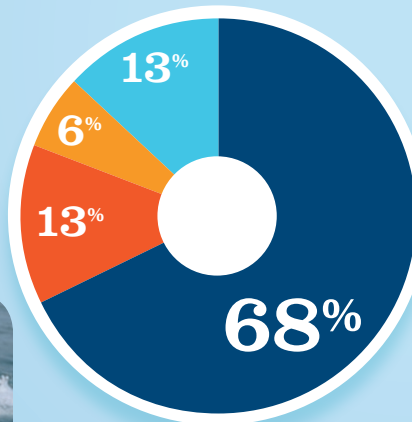


* Total boats are registered boats as reported by states to the USCG.

RECREATIONAL BOATING CREATES JOBS IN SC-1

TOTAL BOATING JOBS ▶ **1,688**

Boat Building	212
Motor / Engine Mfr.	9
Accessory / Supplies Mfr.	96
Dealers / Wholesalers	225
Boat Services	1,146



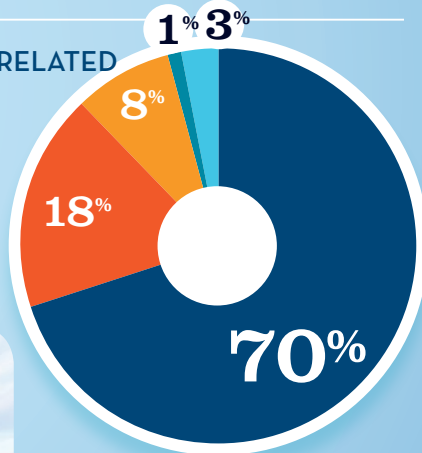
BOAT BUILDING DLRS/WHOLESALERS
MOTOR/ENG. MFR. † BOAT SERVICES
ACC./SUPPLIES MFR. † 0%



RECREATIONAL BOATING-RELATED BUSINESSES IN SC-1

TOTAL BUSINESSES ▶ **216**

Boat Building	6
Motor / Engine Mfr.	1
Accessory / Supplies Mfr.	18
Dealers / Wholesalers	39
Boat Services	152



BOAT BUILDING DLRS/WHOLESALERS
MOTOR/ENG. MFR. BOAT SERVICES
ACC./SUPPLIES MFR.

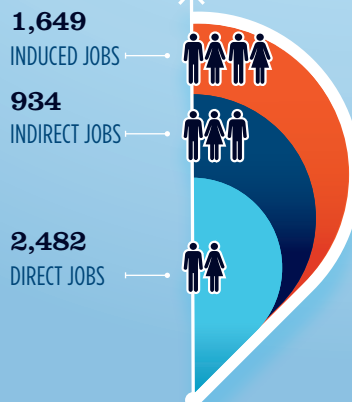


ESTIMATED JOBS IMPACT OF RECREATIONAL BOATING-RELATED SPENDING IN SC-1

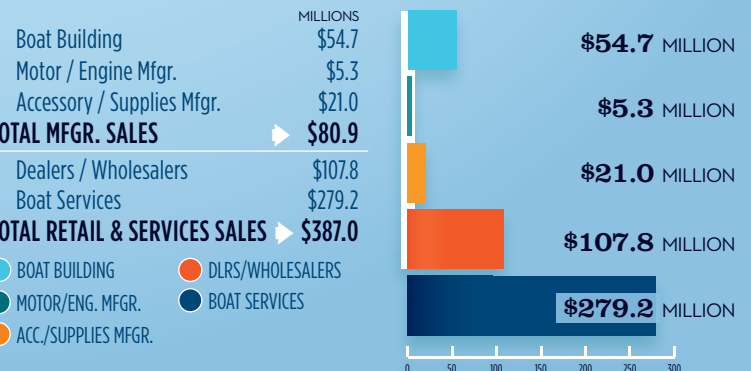
EST. TOTAL JOBS ▶ **5,065**

EST. TOTAL LABOR INCOME **\$209.6** MILLIONS

Est. Direct Income	\$85.3
Est. Indirect Income	\$52.1
Est. Induced Income	\$72.2



RECREATIONAL BOATING INDUSTRY SALES IN SC-1



TOTAL MFR. SALES ▶ **\$80.9**

Dealers / Wholesalers	\$107.8
Boat Services	\$279.2

TOTAL RETAIL & SERVICES SALES ▶ **\$387.0**

BOAT BUILDING DLRS/WHOLESALERS
MOTOR/ENG. MFR. BOAT SERVICES
ACC./SUPPLIES MFR.

Source: NMMA's Center of Knowledge; Recreational Marine Research Center at Michigan State University